

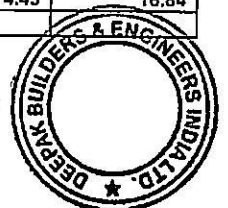
DEEPAK BUILDERS AND ENGINEERS INDIA LIMITED

Regd. Office: Ahluwalia Chambers, 1st Floor, Plot No.16 & 17, Local Shopping Centre, Madangir, Near Pushpa Bhawan, New Delhi-110062
Website: www.deepakbuilders.co.in CIN: U45309DL2017PLC323467

STATEMENT OF UNAUDITED STANDALONE FINANCIAL RESULTS FOR THE QUARTER / HALF YEAR ENDED 30.09.2024

Sr. No.	Particulars	Quarter Ended			Half Year ended		Previous Year ended
		30.09.2024	30.06.2024	30.09.2023	30.09.2024	30.09.2023	31.03.2024
		(Un-Audited)	(Un-Audited)	(Un-Audited)	(Un-Audited)	(Un-Audited)	(Audited)
I	Revenue from operations	12,181.93	10,510.75	15,545.53	22,692.68	21,547.74	51,140.18
II	Other income	94.67	122.91	114.76	217.58	211.65	534.07
III	Total Revenue (I + II)	12,276.60	10,633.66	15,660.29	22,910.26	21,759.39	51,674.25
IV	Expenses:						
	Cost of materials consumed	7,429.22	4,990.79	9,776.92	12,420.01	11,431.96	26838.38
	Construction Cost	1,256.10	1,534.43	2,330.15	2,790.53	4,334.97	8636.68
	Employee benefits expense	481.08	614.53	753.75	1,095.61	1,462.41	3133.90
	Finance costs	689.87	658.87	501.27	1,348.74	1,445.60	2858.38
	Depreciation and amortization expense	194.68	161.57	202.39	356.25	413.96	717.16
	Other expenses	248.59	349.61	224.24	598.20	489.00	1311.11
	Total expenses (IV)	10,299.54	8,309.80	13,788.72	18,609.34	19,577.90	43,495.61
V	Profit before exceptional and extraordinary items and tax (III - IV)	1,977.06	2,323.86	1,871.57	4,300.92	2,181.49	8,178.64
VI	Exceptional items	-	-	-	-	-	-
VII	Profit before extraordinary items and tax (V - VI)	1,977.06	2,323.86	1,871.57	4,300.92	2,181.49	8,178.64
VIII	Extraordinary items	-	-	-	-	-	-
IX	Profit before tax (VII- VIII)	1,977.06	2,323.86	1,871.57	4,300.92	2,181.49	8,178.64
X	Tax expense:						
	(1) Current tax	493.93	607.76	481.68	1,101.69	575.68	2,157.20
	(2) Deferred tax	(24.64)	(2.89)	(10.13)	(27.53)	3.65	(26.55)
	(3) Pr. Yr. adjustment	-	297.69	6.82	297.69	6.82	6.82
	Net Tax Expense (X)	469.29	902.56	471.55	1,371.85	586.15	2,137.47
XI	Profit (Loss) for the period from continuing operations (IX-X)	1,507.77	1,421.30	1,400.02	2,929.07	1,595.34	6,041.17
XII	Profit/(loss) from discontinuing operations	-	-	-	-	-	-
XIII	Tax expense of discontinuing operations	-	-	-	-	-	-
XIV	Profit/(loss) from Discontinuing operations (after tax) (XII-XIII)	-	-	-	-	-	-
XV	Profit (Loss) for the period (XI + XIV)	1,507.77	1,421.30	1,400.02	2,929.07	1,595.34	6,041.17
XVI	Other Comprehensive Income						
	A.						
	(i) Items that will not be reclassified to profit or loss	(24.24)	-27.34	-32.56	-51.58	-66.63	-113.89
	(ii) Income tax relating to items that will not be reclassified to profit or loss	6.10	6.88	8.20	12.98	16.77	28.67
	B.						
	(i) Items that will be reclassified to profit or loss	-	-	-	-	-	-
	(ii) Income tax relating to items that will be reclassified to profit or loss	-	-	-	-	-	-
	Total (XVI)	-18.14	-20.46	-24.36	-38.60	-49.86	-85.22
XVII	Total Comprehensive Income for the period (XV+XVI) [Comprising of Profit (Loss) and Other comprehensive Income for the period]	1,489.63	1,400.84	1,375.66	2,890.47	1,545.48	5,955.95
XVIII	Paid-up equity share capital	3,588.09	3,588.09	3,588.09	3,588.09	3,588.09	3,588.09
XIX	Face Value of Equity Share Capital(in Rs.)	10.00	10.00	10.00	10.00	10.00	10.00
XX	Reserves excluding revaluation reserve as per balance sheet of previous accounting year	14,677.22	13,169.44	7,296.79	14,677.22	7,296.79	11,748.00
XXI	Earnings per equity share (for continuing operation):						
	(1) Basic	4.15	3.96	3.83	8.06	4.45	16.84
	(2) Diluted	4.15	3.96	3.83	8.06	4.45	16.84
XXII	Earnings per equity share (for discontinued operation):						
	(1) Basic	-	-	-	-	-	-
	(2) Diluted	-	-	-	-	-	-
XXIII	Earnings per equity share (for discontinued & continuing operation):						
	(1) Basic	4.15	3.96	3.83	8.06	4.45	16.84
	(2) Diluted	4.15	3.96	3.83	8.06	4.45	16.84

Signature




DEEPAK BUILDERS AND ENGINEERS INDIA LIMITED

Regd. Office: Ahluwalia Chambers, 1st Floor, Plot No.16 & 17, Local Shopping Centre, Madanglr, Near Pushpa Bhawan, New Delhi-110062
Website: www.deepakbuilders.co.in CIN: U45309DL2017PLC323467

		(Amt. in Lacs)	
Particulars		As at the end of Half year 30.09.2024	As at the year end 31.03.2024
		Un-Audited	Audited
1	ASSETS		
	Non-current assets		
	(a) Property, Plant and Equipment	5127.83	5402.42
	(b) Capital work-in-progress	0.00	0.00
	(c) Investment Property	0.00	0.00
	(d) Right of Use assets	1012.52	1054.41
	(e) Other Intangible assets	0.00	0.00
	(f) Intangible assets under development	0.00	0.00
	(g) Biological Assets other than bearer plants	0.00	0.00
	(h) Investment accounted for using equity method	0.00	0.00
	Non- Current Financial Assets		
	(i) Investments	6.03	6.99
	(ii) Trade receivables	0.00	0.00
	(iii) Loans	0.00	0.00
	(iv) Others Fin. assets	7247.38	7493.04
	(i) Deferred tax assets (net)	0.00	0.00
	(ii) Other non-current assets	3601.90	4165.29
	TOTAL OF NON-CURRENT ASSETS	16995.66	18122.15
2	Current assets		
	(a) Inventories	22775.13	21286.93
	(b) financial Assets	0.00	0.00
	(i) Investments	0.00	0.00
	(ii) Trade receivables	9465.80	7226.10
	(iii) Cash and cash equivalents	8.59	8.73
	(iv) Loans	0.00	0.00
	(v) Others (to be specified)	0.00	0.00
	(c) Current Tax Assets (Net)	0.00	0.00
	(d) Other current assets	19836.90	9231.08
	TOTAL OF CURRENT ASSETS	52086.42	37752.84
	Total Assets (1+2)	69082.08	55874.99
3	EQUITY AND LIABILITIES		
	Equity		
	(a) Equity Share capital	3588.09	3588.09
	(b) Other Equity	15312.66	12422.19
	TOTAL EQUITY	18900.75	16010.28
4	LIABILITIES		
	Non-current liabilities		
	(a) Financial Liabilities		
	(i) Borrowings	9998.61	8042.15
	(ii) Trade payables	0.00	0.00
	(iii) Lease Liabilities	339.83	346.41
	(v) Other financial liabilities	85.65	73.39
	(b) Provisions	87.10	87.10
	(c) Deferred tax liabilities (Net)	139.66	180.17
	(d) Other non-current liabilities	13404.61	8262.17
		24055.46	16991.39
	Current liabilities		
	(a) Financial Liabilities		
	(i) Borrowings	0.00	0.00
	(ii) Trade payables	9096.91	7261.99
	(iii) Other financial liabilities	11109.87	11565.88
	(iv) Lease Liabilities	968.09	1424.63
	(b) Other current liabilities	12.91	12.01
	(c) Provisions	2883.79	1690.86
	(d) Current Tax Liabilities (Net)	26.16	26.16
		2028.14	891.79
	TOTAL LIABILITIES	26125.87	22873.32
	Total Equity and Liabilities (3+4)	50181.33	39864.71
		69082.08	55874.99

[Handwritten Signature]



DEEPAK BUILDERS AND ENGINEERS INDIA LIMITED


Regd. Office: Ahluwalia Chambers, 1st Floor, Plot No.16 & 17, Local Shopping Centre, Madangir, Near Pushpa Bhawan, New Delhi-110062
Website: www.deepakbuilders.co.in CIN: U45309DL2017PLC323467

NOTES:

- 1 The Company's un-audited financial results for the quarter and half year ended September 30, 2024 have been prepared in accordance with the Indian Accounting Standards (IND AS) as prescribed under section 133 of the Companies Act, 2013 read with Rules made thereunder.
- 2 The above results have been reviewed and recommended by the Audit Committee and approved by the Board of Directors in their respective meetings held on 16.11.2024. The Statutory Auditors have expressed an unmodified opinion on these un-audited financial results. The figures are in Lacs except Face value of Equity Shares and EPS, which are in Rupees.
- 3 The company has come out with its Initial Public issue (IPO) of 1,28,10,000 equity shares of face value of Rs. 10/- each at an issue price of Rs. 203 per share (including securities premium of Rs. 193 per share). The issue comprised of fresh issue of 1,07,00,000 equity shares and offer for sale of 21,10,000 equity shares. The equity shares of the company were listed on National Stock Exchange of India and BSE Limited (BSE) on 28th October, 2024. Consequently to allotment of fresh issue, the paid -up equity share capital of the company has been increased from 3,58,80,860 to 4,65,80,860 equity shares of Rs. 10/- each.
- 4 The figures for the quarter ended September 30, 2023 as reported in these un-audited financial results have been approved by the Board of Directors but have not been reviewed/audit by the statutory auditors.
- 5 The un-audited financial results of the company will be available on the websites of the Stock Exchanges i.e. www.bseindia.com and www.nseindia.com. the same is also available on the company's website www.deepakbuilders.co.in

For DEEPAK BUILDERS AND ENGINEERS INDIA LIMITED


(DEEPAK KUMAR SINGAL)
MANAGING DIRECTOR
DIN :01562688



Place: Ludhiana
Date: 16-11-2024

DEEPAK BUILDERS & ENGINEERS INDIA LIMITED

Regd. Office: Ahluwalia Chambers, 1st Floor, Plot No.16 & 17, Local Shopping Centre, Madangir, Near Pushpa Bhawan, New Delhi - 110062

STATEMENT OF UNAUDITED CASHFLOW FOR THE QUARTER / HALF YEAR ENDED 30.09.2024

(Amt in Lacs)

S. No.	Particulars	For the period ended 30.09.2024	For the period ended 31.03.2024
I	Cash Flow from Operating Activities		
	Profit before Tax from Continuing Operations	4,300.92	8,178.68
A	Adjustment to Reconcile Profit before Tax to Net Cash Flows		
	<u>Non-Cash Adjustments</u>		
1	Depreciation and Amortisation Expenses	356.25	717.16
2	Interest Cost	1,329.39	2,174.93
3	Interest on Lease Liability	19.35	39.31
4	Interest on Security Deposit	(16.05)	(30.44)
5	(Profit) / Loss on Sale of Property, Plant & Equipment	-	17.92
6	Allowances for Expected Credit Loss	-	122.49
7	Asset Written Off	-	2.42
8	Contribution to Employees Benefit Funds	-	4.78
9	Gain on Sale of Mutual Funds	(1.54)	-
B	Operating Profit before Working Capital Changes	5,988.32	11,227.25
	<u>Adjustments</u>		
1	(Increase) / Decrease in Trade Receivables	(2,239.70)	2,524.73
2	(Increase) / Decrease in Inventories	(1,488.20)	(4,286.98)
3	(Increase) / Decrease in Other Assets	(10,042.43)	(7,410.64)
4	(Increase) / Decrease in Other Financial Assets	261.71	(1,580.21)
5	Increase / (Decrease) in Trade Payables	(456.01)	(157.81)
6	Increase / (Decrease) in Other Liabilities	6,426.00	(2,217.51)
7	Increase / (Decrease) in Other Financial Liabilities	(465.75)	481.80
8	Increase / (Decrease) in Provisions	-	43.04
C	Cash Generated from Operations	(2,016.06)	(1,376.33)
1	Income Tax Paid	350.28	1,308.32
	Net Cash Generated / (Used In) from Operating Activities (I)	(2,366.34)	(2,684.65)
II	Cash Flows from Investing Activities		
1	Purchase of Plant, Property and Equipments	(107.16)	(1,354.89)
2	Proceeds from Sale of Property, Plant & Equipments	-	248.75
3	Proceeds from Mutual Funds	2.50	(7.00)
	Net Cash Generated / (Used In) Investing Activities (II)	(104.66)	(1,113.14)
III	Cash Flows from Financing Activities		
1	Proceeds from Long Term Borrowings Including Current Maturity (Net)	1,956.46	2,710.93
2	Proceeds / (Repayment) of Short Term Borrowings (Net)	1,834.92	2,936.07
3	Payment of Lease Liability	(12.60)	(34.05)
4	Interest Paid	(1,307.93)	(2,123.47)
	Net Cash Generated / (Used In) Financing Activities (III)	2,470.85	3,489.48
D	Net Increase in Cash and Cash Equivalents (I + II + III)	(0.15)	(308.31)
E	Cash and Cash Equivalents at the beginning of the year	8.73	317.04
F	Cash and Cash Equivalents at year end	8.58	8.73

[Signature]

